




# Access System 2000™ Shelf Diagrams

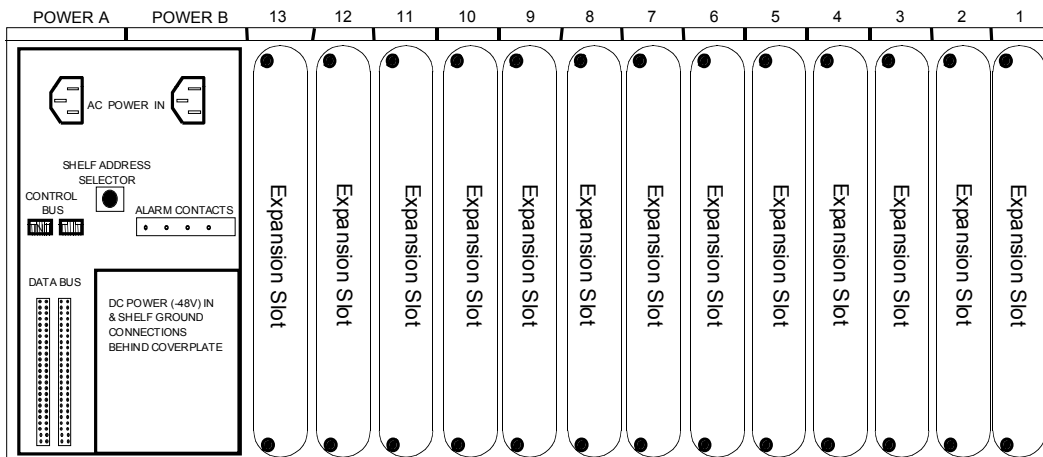
## MLS Multi-line Shelf (13 Slots): Three Versions Available

The MLS 2000 has three data buses (A, B, and C) and comes with two redundant AC or DC power supplies and a TABS control bus cable.  
 The MLS 2200 has seven data buses (A1-A5, B, and C) and comes with two redundant AC or DC power supplies and a TABS control bus cable.  
 The MLS 2200-4i has six data buses (A1-A4, B, and C) and comes with two redundant AC or DC power supplies and a TABS control bus cable.

### Front View



### Rear View



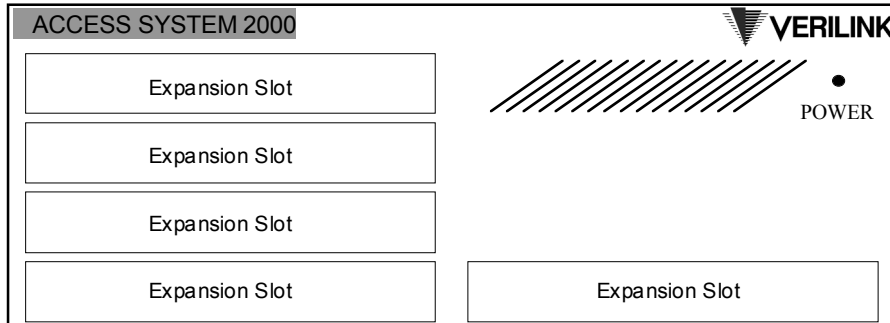


# Access System 2000 and 3000 Shelf Diagrams

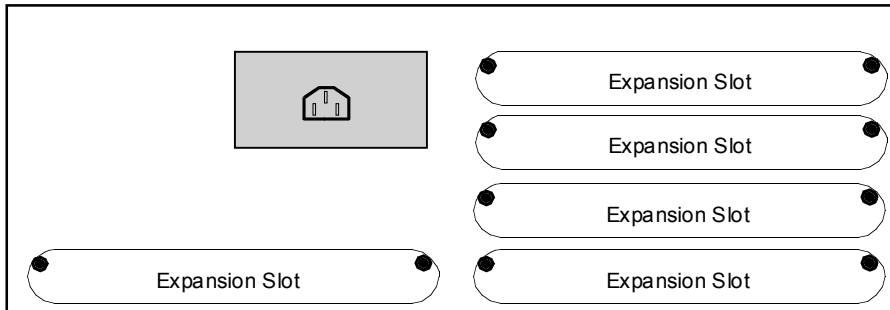
## QLS Quint-line Shelf (5 Slots)

The QLS has three data buses (A, B, and C) and comes with an internal AC or DC power supply.

**Front View**



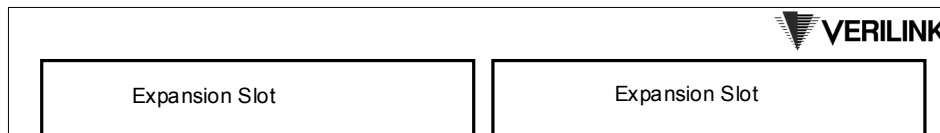
**Rear View**



## DLS Dual-line Shelf (2 Slots)

The DLS has three data buses (A, B, and C) and comes with an AC/DC power supply and TABS data and control bus cables. An additional power supply (PWR 2950) can be added for redundancy.

**Front View**



**Rear View**

